


CON-Pearl® Sleeves

Durable Plastic Sleeves for Any Sleeve Pack System

Lightweight, collapsible and exceptionally strong, CON-Pearl® tri-laminate plastic sleeves are an excellent choice for returnable packaging systems. Shipping and storage are more efficient and economical with CON-Pearl® sleeves due to their long life, high return ratio, light weight, and increased internal space. These factors increase fuel efficiency, reduce the number of trucks on the road, and ultimately reduce the cost of shipping and transportation.



Pack, stack, ship, fold, return, repeat



Options

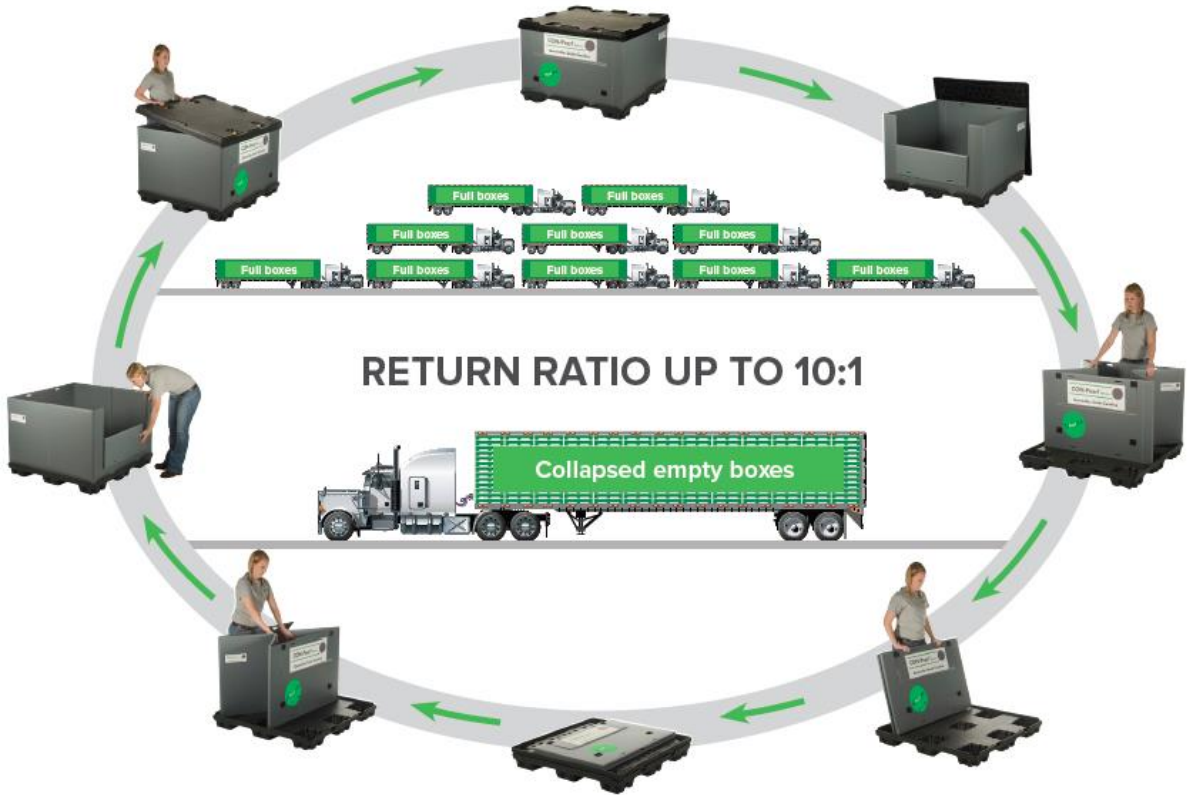
- Loading doors in various sizes
- Custom printing
- Label placards or pouches
- RFID ready
- Sealed edges
- Ready for custom dividers and dunnage to protect smaller pieces

Sleeve benefits

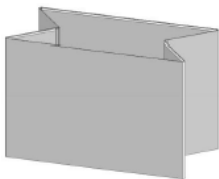
- Up to 30% larger usable interior volume than other containers
- Collapsible, providing up to 10:1 return ratio over other systems
- Up to 90% reduction in transport costs over conventional systems
- 100% recyclable
- Living hinges independently tested to over 200,000 cycles
- Easy to set up
- Customizable to different weights and sizes
- Durable for an exceedingly long life
- Resistant to tearing, impact and compression



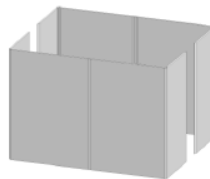
CON-Pearl® Sleeves



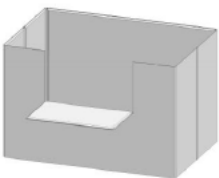
CON-Pearl® Sleeve Configurations



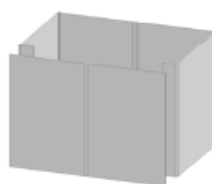
Single piece, collapsible pallet sleeve with hinges on short side or long side for optimal return stacking and shipping.



Half-sleeve split on long or on short side for simplified handling and easy loading and unloading of products.



Up to 4 doors per sleeve for easy loading and unloading. Different door sizes and locking mechanisms available.



3-sided sleeve with long side open for easy loading and unloading of products in stacked configuration.